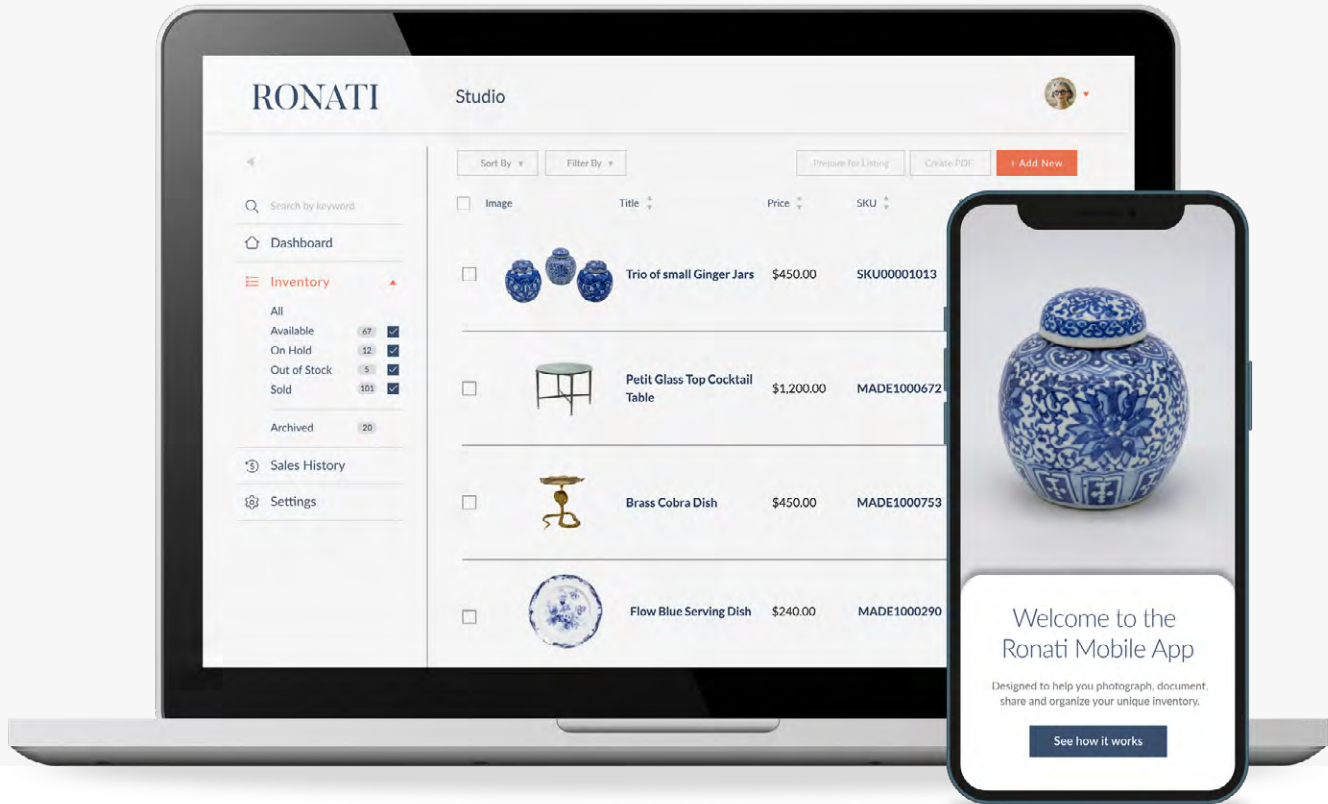


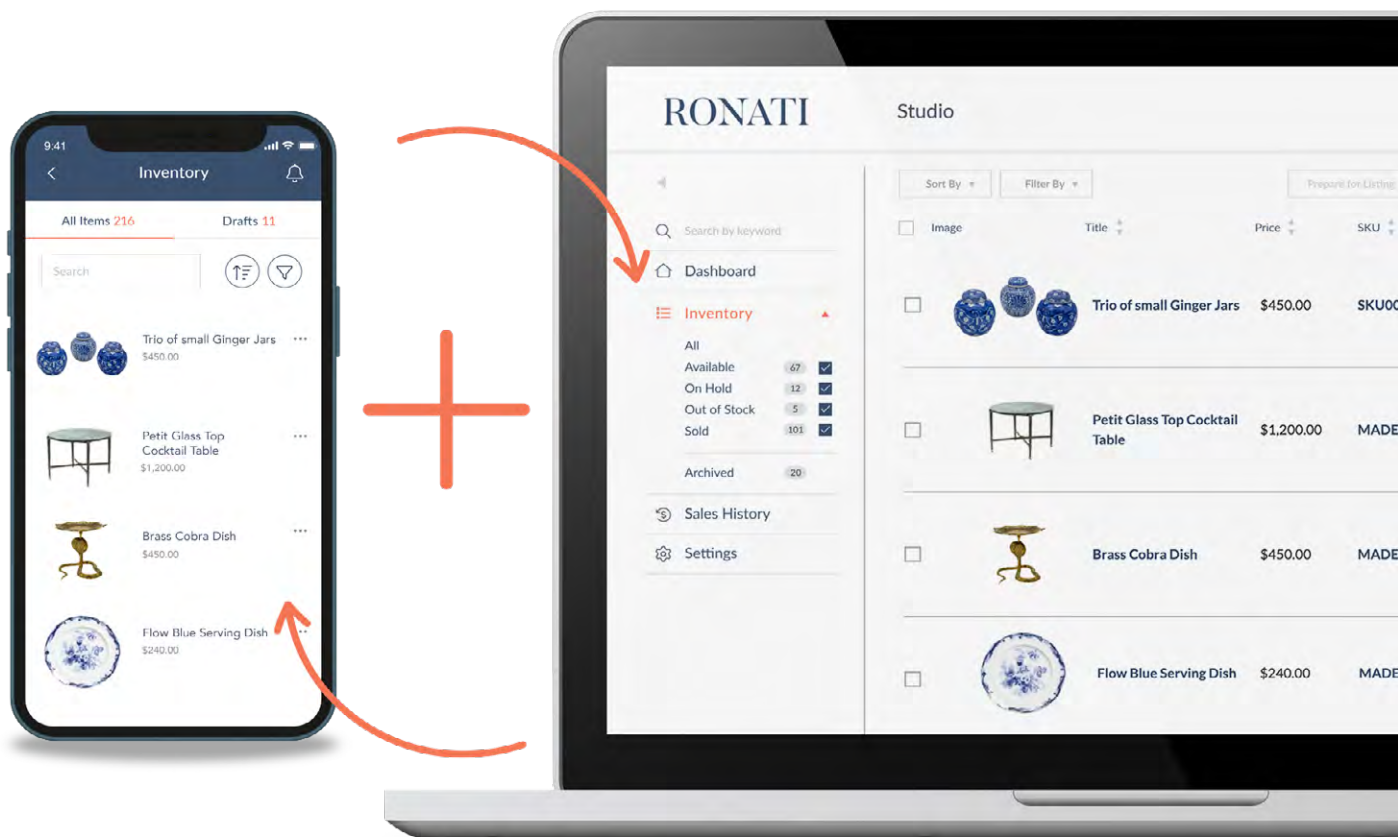
RONATI | STUDIO™



Top 5 Ways to Sell More Vintage and Antiques Using Ronati Studio

Tools to help you organize better, respond faster, and sell more — in person, online or on the go.

Ronati Studio is a Two-Part System



Anything you add or update on the Ronati mobile app will appear in Studio on your computer or tablet — and the same works in reverse. Your inventory stays up to date no matter where you're working.

Ronati mobile app

- ✓ Photograph items
- ✓ Remove backgrounds
- ✓ Add details by voice or text
- ✓ Quickly share via text, email, or social media — right from your phone

Studio on computer

- ✓ Track what you paid for each item, where it's stored, where it's listed online, and when it sells
- ✓ Prepare online listings faster
- ✓ Create tear sheets and catalogs
- ✓ Keep your entire inventory organized and searchable

* Some features listed are only available with the Studio Pro plan. [Click here to learn more.](#)

1 Always Know What's Where

(and be ready to sell it)

When a buyer reaches out, you can move fast — with confidence in your pricing, availability, and profit. The faster you can respond to interest, the more you can sell.

With Studio on your computer or tablet, you will always know:

- ✓ What you paid
- ✓ What's sold
- ✓ Where your items are stored
- ✓ Where you've listed online

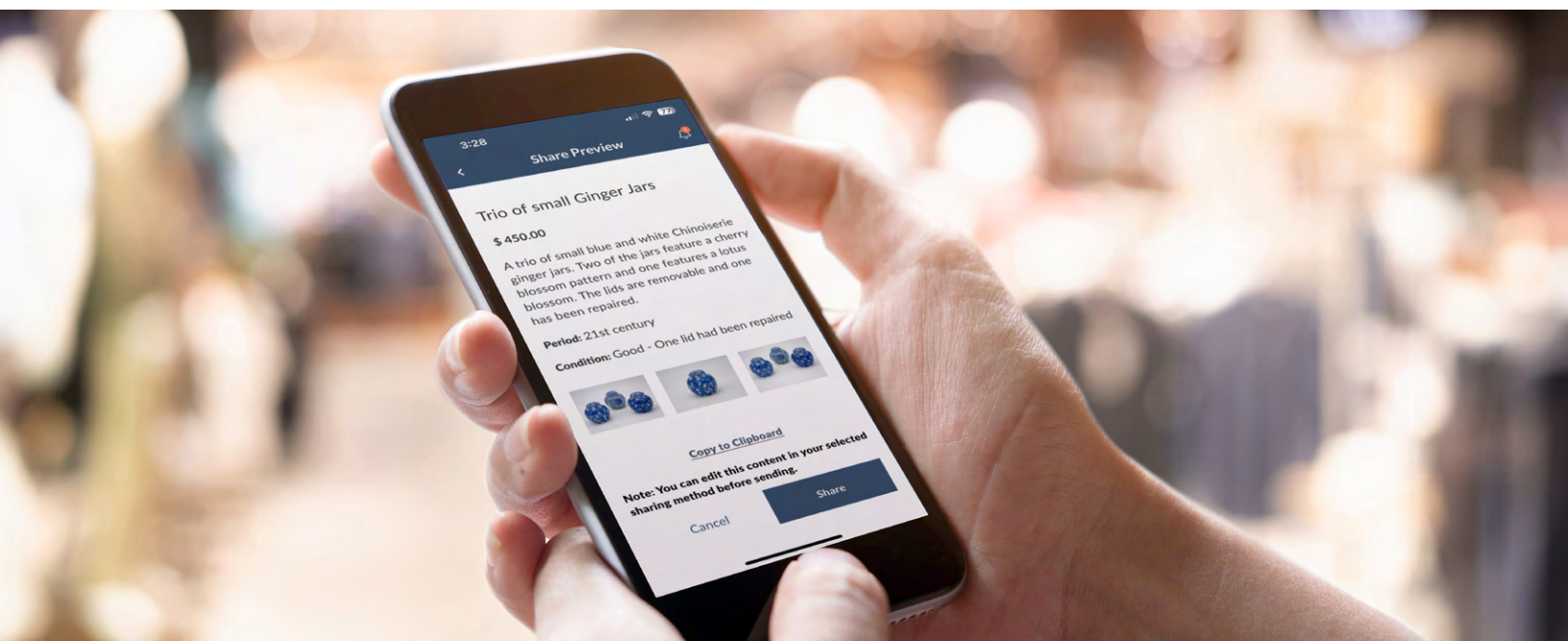


 No more guessing, digging or double-selling.

2 Share Instantly When a Buyer is Interested

Use the **Ronati mobile app** to text, email, or post item details in seconds. Whether you're responding to a trade inquiry or sharing on social media, speed and clarity can help close the sale.

From the item record, click Share. Select the images you want to include, then choose Email, Text, or Social Media. The details and images will appear in your chosen format – just send or post.



Be ready when a buyer says, “Send me more info.”

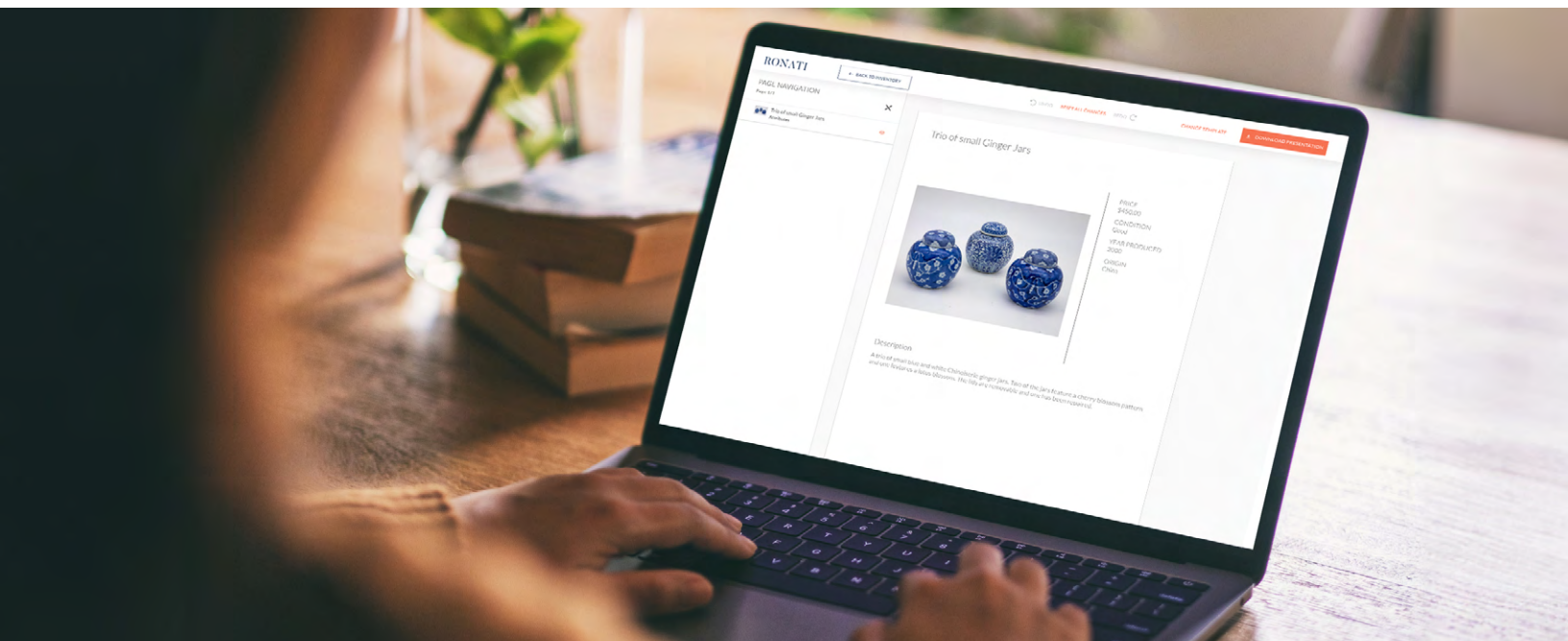
3 Follow up Like a Pro

(especially with interior designers)

Use **Studio on your computer or tablet** to create polished tear sheets and branded catalogs for your buyers.

Select the pieces, generate a PDF, and send it off – no design work required.

This is perfect for following up after a fair or inquiry. Interior designers appreciate clean, well-organized selections they can forward to clients or teams. Studio makes it easy to present your items clearly and professionally.



QUICK TIP

You can also use the PDF Creator to help you get a shipping quote.

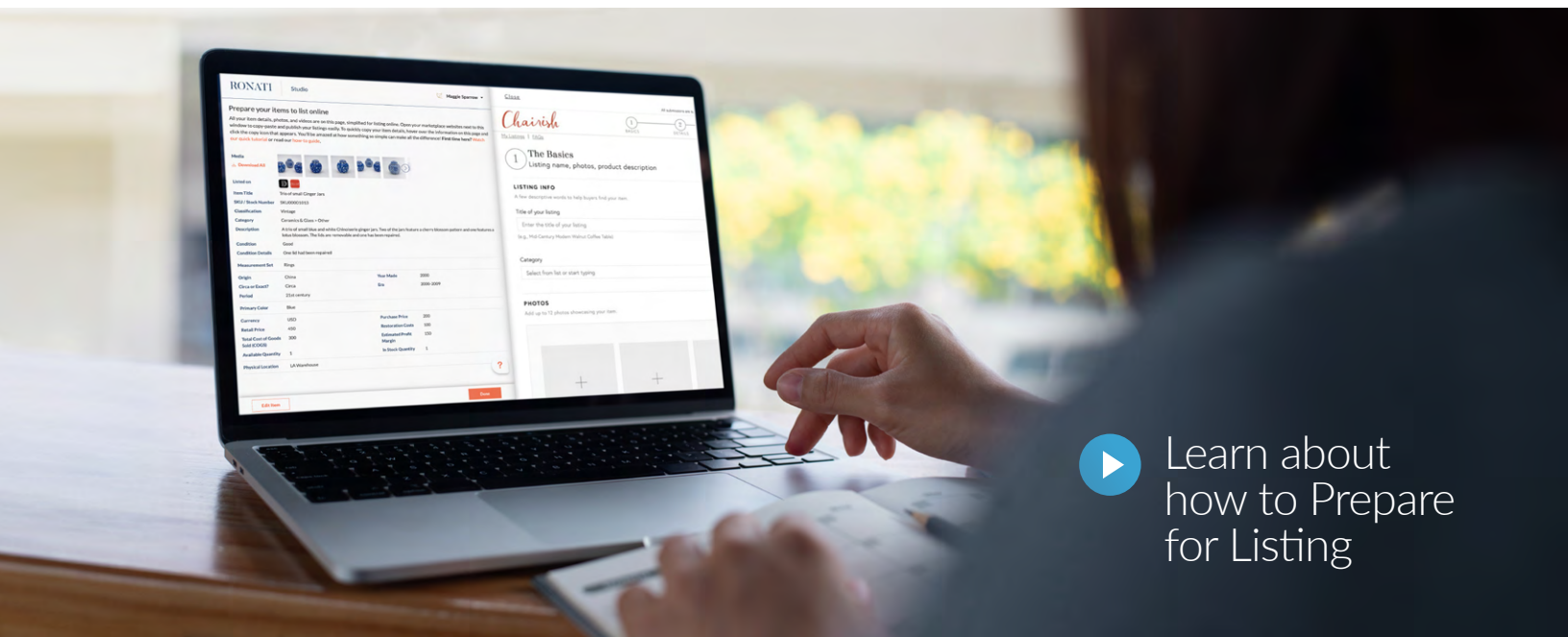
4

Prep Online Listings Faster and Track Where You're Selling

If you're selling on multiple online marketplaces, Studio helps you stay consistent and in control.

Use Studio on your computer or large tablet to enter your item details once (title, dimensions, price, photos) then copy and paste them into any selling platform. No need to retype the same content over and over.

As you post each item, mark where it's been listed to track what's active, posted, or sold. Save time, stay organized and avoid double-selling.



[▶ Learn about how to Prepare for Listing](#)

Note: Studio does not automatically sync with marketplaces or websites. You'll still add your items manually to each platform, but Studio makes the process faster and keeps everything tracked in one place.

5 Show More Than What You Brought to the Fair

Space is limited when you're selling at a fair or show, but your options don't have to be.

With the Ronati mobile app, your entire inventory is always with you. You can easily show buyers additional pieces beyond what's in your booth or stand. Just photograph and add items ahead of time, so when someone's interested, you're ready to share more — right there on your phone.

For answers and tips on using Studio, visit our [Knowledge Base](#)




QUICK TIP

Faster sharing = more sales.

Bonus Tip: Let Us Import Your Inventory

Do you have inventory in spreadsheets, files, on marketplaces, or your website? Send it over and we'll add it to your Studio account — free of charge. No formatting, no manual entry, and no setup headaches. Just email your files and let us do the rest so you can focus on selling.

REQUEST MY FREE IMPORT



* Some features listed are only available with the Studio Pro plan. [Click here to learn more.](#)

Want to see how Ronati Studio works?

We'll walk you through how to use Studio on your phone and computer, based on how you sell.

To request a demo, email us at studiosupport@ronati.